

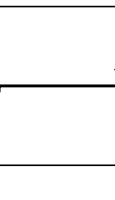












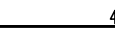
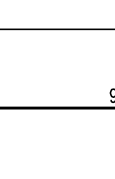


Cable cat.	Profile cat.	D (mm)	Year	Delay (ms)	Calc. power (W)	Calc. area (mm ²)	Measured area (mm ²)
1	15	12		1.70	0.880	25.50	22.64
2	9	12		1.50	0.880	15.50	11.88
3	9	12		3.00	0.880	27.00	23.56
4	9	12		1.70	0.880	15.50	13.98
5	9	12		4.750	0.880	60.75	53.46
6	9	12		4.30	0.880	51.70	50.49
7	21	12		12.00	0.880	210.50	223.76
8	76	95		12.00	1.376	336.90	447.058
9	76	95		10.00	1.376	280.50	320.040
10	8	12		1.10	0.880	61.50	54.830
11	8	12		1.300	0.880	54.40	44.750
12	32	12		2.300	0.880	288.50	251.74
13	56	12		3.500	0.880	248.50	273.504
14	10	12		2.800	0.880	50.00	51.504
15	136	12		3.700	0.880	172.80	333.889
16	26	12		1.10	0.880	100.90	189.564
17	42	12		3.00	0.880	102.20	150.614
18	147	12		4.300	0.880	374.45	681.481
19	34	12		2.400	0.880	244.90	191.152
20	40	12		12.500	0.880	426.50	571.860
21	37	12		12.850	0.880	401.40	535.485
22	165	12		2.450	0.880	387.50	649.768
23	31	12		4.000	0.880	166.00	195.168
24	18	12		1.450	0.880	62.10	55.145
25	151	12		2.500	0.880	518.50	469.558
26	209	12		4.300	0.880	366.75	708.040
27	46	12		7.300	0.880	335.80	598.190
28	71	12		12.000	0.880	812.50	750.176
29	21	13		4.800	0.880	51.00	53.297
30	23	12		4.800	0.880	17.80	134.788
31	49	12		4.800	0.880	492.50	428.418

KÓTOVANÉ ROZMĚRY VLOŽEK JSOU VNĚJŠÍ.
CELKOVÁ DÉLKA VLOŽKY JE STANOVENA PODLE
VNĚJŠÍCH ROZMĚRŮ (METODA "A" DLE ČSN EN ISO 3766).

KÓTOVANÉ ROZMĚRY VLOŽEK JSOU VNĚJŠÍ.
CELKOVÁ DÉLKA VLOŽKY JE STANOVENA PODLE
VNĚJŠÍCH ROZMĚRŮ (METODA "A" DLE ČSN EN ISO 3766).

[illegible]

BETON: C25/30 XC2 - 90d
OCEL: B500B
KRYTÍ: zdola 40mm, shora 25mm

40 Bp/v